

CLEAR 

DOCTOR  
HANDBOOK

Powered by  
**K Line Europe GmbH**




# TABLE OF CONTENT


---

## **About ClearX**

1. What are ClearX aligners
2. Why ClearX
3. How to submit a ClearX case
4. Results



# ABOUT CLEAR X



## 1. What are ClearX aligners?

ClearX' mission is to decreasing plastic usage and waste in the field of orthodontics while also improving the effectiveness of teeth straightening. ClearX is revolutionizing sustainability in the field of teeth straightening.

ClearX is the one and only 4D clear aligner in the market right now. It offers wide range of advantages that range from increasing compliance, making the orthodontic treatment journey exciting, improving treatment results, decreasing treatment duration and most of all decreasing plastic.

**CLEARX IS A CARBON-NEUTRAL PRODUCT!**



ClimatePartner is a company that helps businesses and organizations offset their carbon emissions and become more environmentally sustainable.

## 2. Why ClearX



### DECREASE OF PLASTIC WASTE

ClearX was designed to preprogram each aligner to be used for 3 weeks and has accordingly 3 shapes. This results in a **50% reduction** in the number of required aligners.



### TREATMENT SPEED

ClearX treatments use time efficiently as boosts are done weekly, allowing gradual movement and recovering and stress relaxation. This makes them more efficient than other systems, especially when considering the number of aligners used.



### PATIENT ENGAGEMENT

ClearX aligners require patients to use a mobile app and booster device to monitor and control their treatment progress, increasing patient engagement and responsibility.

### 3. How to submit a ClearX case

#### 1 FIRST, REGISTER TO THE PORTAL:

[www.clearalignerportal.com](http://www.clearalignerportal.com)

If you have successfully registered, your account will be activated soon. After that, you can already submit your first case.

#### 2 SUBMIT CLINICAL PHOTOS



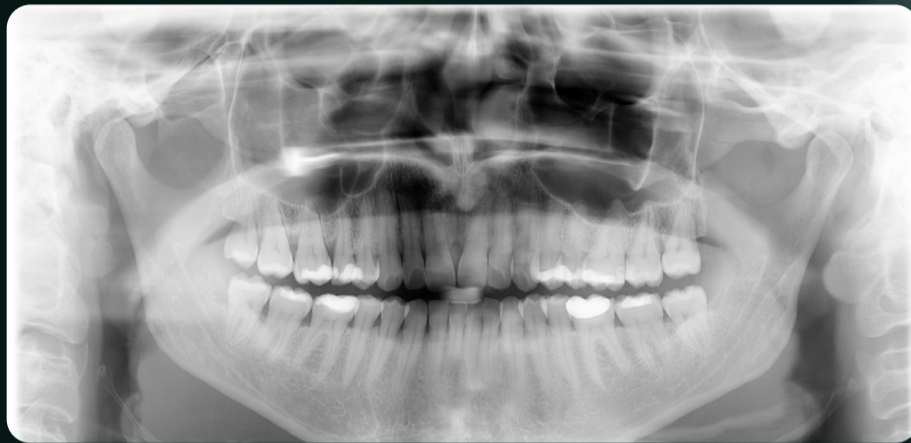
#### Extraoral photos

Please upload all photos in the upload section of the portal.

1. Frontal smiling
2. Frontal at rest
3. Profile smiling or oblique smile
4. Profile at rest



### 3. How to submit a ClearX case



#### X-Rays

Optional: Upload the orthopantomogram (OPG).



#### Intraoral photos\*

1. Upper jaw occlusal view
2. Frontal in occlusion
3. Lower jaw occlusal view
4. Slight open bite
5. Right side in occlusion
6. Left side in occlusion

\* plus extra photos showing any special problems as ectopic eruption or asymmetry

### 3. How to submit a ClearX case

**3 THREE BUSINESS DAYS UNTIL YOU RECEIVE YOUR TREATMENT PLAN**

**4 CONFIRM CASE IN PORTAL**

**Order confirmation** ×

You are about to confirm the selected aligner plan and approve it for fabrication. Would you like to continue?

Yes

**Confirm**

**5 10-12 WORKING DAYS UNTIL ALIGNERS ARE PRODUCED**

## 4. Results

**Before**



**After**



# CLEAR X

Powered by  
**K Line Europe GmbH**

SEGRO Park Düsseldorf-Süd  
Section 203 K  
Bonner Straße 203-393  
40589 Düsseldorf-Benrath  
Germany

+49 211 938 969 76  
[info@kline-europe.de](mailto:info@kline-europe.de)

PROUDLY  
MADE IN GERMANY

